

# Math 135, Calculus 1, Fall 2020

## 11-13: Second Derivative Test (Section 4.4)

The **derivative**  $f'(x)$  of a function  $y = f(x)$  gives:

- the slope of the tangent line
- the instantaneous rate of change of  $y$  with respect to  $x$

In today's class we'll see how the second derivative yields information about the original function.

### A. CONCAVITY

The first derivative says whether the original function  $f(x)$  is **increasing** or **decreasing**. The second derivative talks about the *curvature*, in particular the **concavity**, of the graph.



$f''(x) > 0$  for  $x \in (a, b) \Rightarrow f$  is **concave up** on  $(a, b) \Rightarrow$  the *slope* is **increasing** on  $(a, b)$   
 $f''(x) < 0$  for  $x \in (a, b) \Rightarrow f$  is **concave down** on  $(a, b) \Rightarrow$  the *slope* is **decreasing** on  $(a, b)$

An **inflection point**  $x = c$  is a point where the concavity *changes*:

- $f''(c) = 0$ , and
- the sign of  $f''$  flips on either side of  $x = c$ .

**Warning.** An *inflection point* corresponds to the notion of a *local extremum*, **not** a critical point!

**Example 1.** Together, let's find the inflection points of the function  $f(x) = (x - 2)^3$ . We will first find the intervals where  $f$  is concave up and down.

$$f'(x) = 3(x-2)^2 \cdot (1)$$

$$f''(x) = 6(x-2)^2 (2) \stackrel{!}{=} 0$$

$$6x - 12 = 0$$

$$f''(0) = -12 < 0$$

$$f''(4) = 12 > 0$$

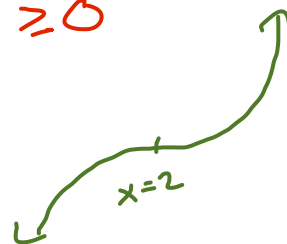
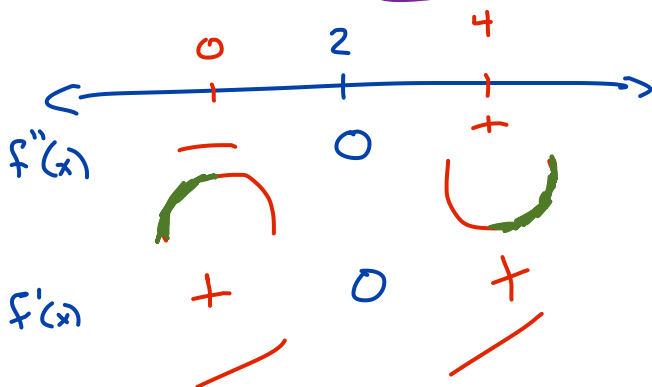
$$6x = 12$$

$$\boxed{x = 2}$$

*inflection point*

CP:  $3(x-2)^2 = 0$   
 $(x-2)^2 = 0$   
 $x-2 = 0$   
 $\boxed{x = 2}$

$$f'(x) \geq 0$$

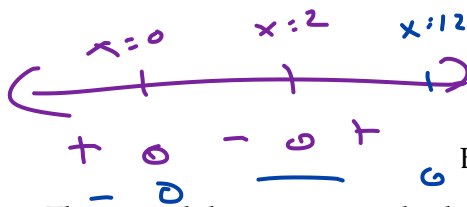


**Exercise 1.** Let  $g(x) = x^4 - 4x^3$ . Find all inflection points.

$$g'(x) = 4x^3 - 12x^2 = 0 \quad 4x^2(x-3) = 0$$

$$g''(x) = 12x^2 - 24x = 0$$

$$12x(x-2) = 0$$



### B. SECOND DERIVATIVE TEST

The second derivative can also be used to classify critical points:

**Second Derivative Test.** Suppose that  $x = c$  is a critical point of  $f$ .

$$f''(c) > 0 \Rightarrow c \text{ is a local min}$$

$$f''(c) < 0 \Rightarrow c \text{ is a local max}$$

$$f''(c) = 0 \Rightarrow \text{the test is inconclusive}$$

If the test is inconclusive,  $x = c$  can be a local max, a local min, or neither!

**Exercise 2.** Consider the function  $f(x) = \frac{1}{x^2 - x + 2}$ .

(a) Find and simplify  $f'(x)$  and  $f''(x)$ .

$$f'(x) = \frac{-(2x-1)}{(x^2-x+2)^2}$$

$$f''(x) = \frac{(-2)(x-2)(x+1)^2 + (2x-1) \cdot (2)(x-2)(x+1)(2x-1)}{(x-2)^4(x+1)^4}$$

$$= \frac{(-2)(x-2)(x+1) + (2x-1)^2(2)}{(x-2)^3(x+1)^3}$$

(b) Find the critical points of  $f$ .

$$f'(x) = \frac{-2x+1}{(x-2)^2(x+1)^2} = 0 \Rightarrow \text{DNE}$$

$$-2x+1=0 \Rightarrow x = \frac{1}{2}$$

$$(x-2)^2(x+1)^2 = 0 \Rightarrow x=2 \text{ or } x=-1$$

(c) Use the second derivative test to classify the critical points.

$f''(2)$  DNE &  $f(2)$  DNE

$f''(-1)$  DNE &  $f(-1)$  DNE

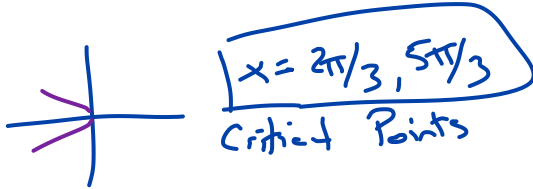
$$f''\left(\frac{1}{2}\right) = \frac{(-)(-)(+) + (+)^2(+)}{(-)^3(+)^3} = \frac{+}{-} = - < 0$$

$\Rightarrow x = \frac{1}{2}$  is a local max

**Exercise 3.** Consider the function  $h(x) = \sin x + \frac{x}{2}$  on the interval  $[0, 2\pi]$ . Restricted to this interval, find all critical points, intervals of increase and decrease, intervals of concave up and concave down, and all inflection points. Classify all critical points. Use this information, as well as the function value at the critical points and inflection points, to sketch a graph of  $h(x)$  on  $[0, 2\pi]$ .

$$\bullet h'(x) = \cos x + \frac{1}{2} \stackrel{!}{=} 0$$

$$\cos x = -\frac{1}{2}$$



$$\bullet h''(x) = -\sin x \stackrel{!}{=} 0$$

$$\sin x = 0$$

$$\boxed{x = 0, \pi, 2\pi}$$

potential inflection points

$$\bullet h'(0) = \cos(0) + \frac{1}{2} > 0$$

$$h'(\pi) = \cos(\pi) + \frac{1}{2} < 0$$

$$h'(2\pi) = \cos(2\pi) + \frac{1}{2} > 0$$

$$\bullet h''(2\pi/3) = -\sin(2\pi/3) < 0$$

$$h''(5\pi/3) = -\sin(5\pi/3) > 0$$

